

FLOOR	DESIGNATION	MANUFACTURER/STYLE	COLOR	REMARKS
FLOOR	F1	S/F	MARKET FOOTING	BLUE GRAY 58003
	F2	VCT	COLOR PLUS	FORTRESS FE 2092
	F3	CARPET	J&J COMMERCIAL LNK(2685)	3551 CHAT ROOM
	F4	CONC.		
BASE	B1	RESILIENT BASE	ARMSTRONG	60 JET BLACK
	B2	(CEAMIC) COVE BASE	DALTILE	WATERFALL 0169
	B3	(CEAMIC) COVE BASE	DALTILE	URBAN PUTTY 0161
WALL	W1	WALL PAINT	SHERWIN WILLIAMS	RHINESTONE SW7558
	W2	ACCENT WALL PAINT	SHERWIN WILLIAMS	SANTORINI BLUE SW6077
	W3	WALL PAINT	SHERWIN WILLIAMS	SLEEPY BLUE SW6225
	W4	TRIM PAINT	SHERWIN WILLIAMS	GRIS SW7659
	W5	(CEAMIC) TILE	DALTILE	WATERFALL 0169
	W6	(CEAMIC) TILE	DALTILE	WHITE 0100
	W7	(CEAMIC) TILE	DALTILE	URBAN PUTTY 0161
ALL WALL PAINT TEXTURE TO BE ORANGEPEEL.				
CEILING	C1	2'x4' ARMSTRONG-FISSURED	#7558 W/ ARMSTRONG 1 1/2" PRELUDE METAL SUSPENSION SYSTEM-WHITE	
	C2	PAINTED GYP.		FIELD PAINT - W1
MISC.	M1	PARTITIONS	GENERAL PARTITIONS	FASHION GREY SA-386
	M2	CABINET PAINT	SHERWIN WILLIAMS	EVERDAY WHITE SW6077
	M3	COUNTER TOPS	WILSONART	BLUE TOPAZ 4597-07
	M4	5-HOOK COAT RACK	WHIKOR	NAT. WD./ CHROME HOOKS
	M5	3-HOOK COAT RACK	MAGNISON GROUP	STAINLESS STEEL (3K-4151) QTY. 2
LEGEND: S/F - SEAMLESS VINYL FLOORING (HEAT SEALED) VCT - VINYL COMPOSITION TILE				

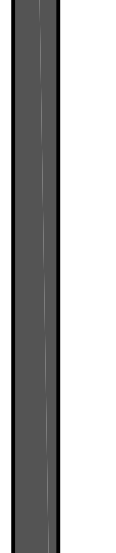
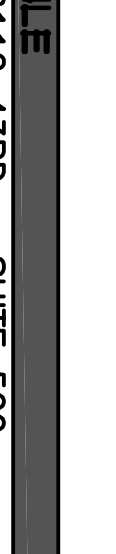

NOTES:
1. CORK BOARDS, WHITE BOARDS, PEGBOARDS, & SAFETY SIGNAGE PROVIDED BY TENANT, INSTALLED BY OWNER (VINYL LETTERS NOT INCLUDED, EXCEPT KEY NOTE E ON DOOR SCHEDULE).
2. ALL S/F TO BE LND PRIOR TO INSTALLING CABINETS.



DOOR SCHEDULE

ROOM NO.	DESCRIPTION	FLOOR	BASE	NORTH	SOUTH	EAST	WEST	TYPE	HEIGHT	MISC.	NOTES
----------	-------------	-------	------	-------	-------	------	------	------	--------	-------	-------

DOOR NO.	WIDTH	HEIGHT	FRAME	DOOR TYP.	FINISH	HINGES	HARDWARE	SWING	KEY NOTES
100A	3'-0"	7'-0"	STEEL	S	PAINTED	4.5" US260	LEVER PASSAGE	RIGHT	A
100B	3'-0"	7'-0"	STEEL	S	PAINTED	4.5" US260	PUSH/PULL SET ON OUTSIDE & SGL. CYL.	RIGHT	B, E
100C	3'-0"	7'-0"	ALUM.	S	---	---	CONCEALED ROD EXIT DEVICE W/ PULL ON OUTSIDE & SGL. CYL.	LEFT	B, E
101	3'-0"	7'-0"	STEEL	S	PAINTED	4.5" US260	LEVER LOCK OFFICE	RIGHT	A, H
102	3'-0"	7'-0"	STEEL	S	PAINTED	4.5" US260	LEVER LOCK OFFICE	RIGHT	A, H
103	3'-0"	7'-0"	STEEL	S	PAINTED	4.5" US260	LEVER LOCK OFFICE	LEFT	A, H
104	3'-0"	7'-0"	STEEL	S	PAINTED	4.5" US260	LEVER LOCK OFFICE	RIGHT	A, H
105	3'-0"	7'-0"	STEEL	S	PAINTED	4.5" US260	LEVER LOCK OFFICE	RIGHT	A, H
106	3'-0"	7'-0"	STEEL	S	PAINTED	4.5" US260	LEVER LOCK OFFICE	LEFT	A, H
107	3'-0"	7'-0"	STEEL	S	PAINTED	4.5" US260	PUSH/PULL SET	LEFT	B, I
108	3'-0"	7'-0"	STEEL	S	PAINTED	4.5" US260	PUSH/PULL SET	RIGHT	B, I
109	3'-0"	7'-0"	STEEL	S	PAINTED	4.5" US260	LEVER DIMMY SET W/ BALL CATCH	DOUBLE	A
110	3'-0"	7'-0"	STEEL	S	PAINTED	4.5" US260	COG & OPH PUSH/PULL SET	LEFT	B, G
111	3'-0"	7'-0"	STEEL	S	PAINTED	4.5" US260	COG & OPH PUSH/PULL SET	RIGHT	B, G
112A	4'-0"	7'-0"	ALUM.	X	---	---	---	RIGHT	B, E
112B	4'-0"	7'-0"	ALUM.	X	---	---	---	RIGHT	B, E
112C	4'-0"	7'-0"	ALUM.	G	PAINTED	4.5" US260	LEVER PASSAGE	RIGHT	C
113A	3'-0"	7'-0"	STEEL	S	PAINTED	4.5" US260	LEVER LOCK STOREROOM	RIGHT	C, I
113B	3'-0"	7'-0"	STEEL	S	PAINTED	4.5" US260	LEVER LOCK STOREROOM	RIGHT	C, I
114A	3'-0"	7'-0"	STEEL	S	PAINTED	4.5" US260	PUSH/PULL SET	RIGHT	C, G
114B	3'-0"	7'-0"	STEEL	S	PAINTED	4.5" US260	PUSH/PULL SET	LEFT	C, G
115	3'-0"	7'-0"	STEEL	S	PAINTED	4.5" US260	LEVER PASSAGE	LEFT	A, H
116	3'-0"	7'-0"	STEEL	S	PAINTED	4.5" US260	LEVER PASSAGE	LEFT	B
117A	4'-0"	7'-0"	STEEL	G	PAINTED	4.5" US260	LEVER PASSAGE	LEFT	B, F
117B	4'-0"	7'-0"	STEEL	G	PAINTED	4.5" US260	LEVER PASSAGE	LEFT	B, F
118A	4'-0"	7'-0"	STEEL	S	PAINTED	4.5" US260	LEVER PASSAGE	LEFT	B, F
118B	4'-0"	7'-0"	STEEL	S	PAINTED	4.5" US260	LEVER PASSAGE	LEFT	B, F
119A	3'-0"	7'-0"	STEEL	S	PAINTED	4.5" US260	LEVER PASSAGE	RIGHT	B, F
119B	3'-0"	7'-0"	STEEL	S	PAINTED	4.5" US260	LEVER PASSAGE	RIGHT	B, F
120	3'-0"	7'-0"	STEEL	S	PAINTED	4.5" US260	LEVER PASSAGE	LEFT	A
121	3'-0"	7'-0"	STEEL	S	PAINTED	4.5" US260	LEVER PASSAGE	LEFT	A
122	3'-0"	7'-0"	STEEL	S	PAINTED	4.5" US260	LEVER PASSAGE	LEFT	A
123	3'-0"	7'-0"	STEEL	S	PAINTED	4.5" US260	LEVER PASSAGE	LEFT	A
124	4'-0"	7'-0"	STEEL	G	PAINTED	4.5" US260	LEVER PASSAGE	LEFT	A
125	4'-0"	7'-0"	STEEL	G	PAINTED	4.5" US260	LEVER PASSAGE	LEFT	A
126	4'-0"	7'-0"	STEEL	G	PAINTED	4.5" US260	LEVER PASSAGE	LEFT	A
127	4'-0"	7'-0"	STEEL	G	PAINTED	4.5" US260	LEVER PASSAGE	LEFT	A
128	3'-0"	7'-0"	STEEL	S	PAINTED	4.5" US260	LEVER PASSAGE	LEFT	A
129	3'-0"	7'-0"	STEEL	S	PAINTED	4.5" US260	LEVER PASSAGE	LEFT	A
130	3'-0"	7'-0"	STEEL	S	PAINTED	4.5" US260	LEVER PASSAGE	LEFT	A
131	3'-0"	7'-0"	STEEL	S	PAINTED	4.5" US260	LEVER PASSAGE	LEFT	A
132	3'-0"	7'-0"	STEEL	S	PAINTED	4.5" US260	LEVER PASSAGE	LEFT	A
133	3'-0"	7'-0"	STEEL	S	PAINTED	4.5" US260	LEVER PASSAGE	LEFT	(SEALED - NO LIGHT)



Notes:
100C, 112C, 128B, 130 KEVED ALIKE & ON MASTER
101, 102, 103, 104, 105, 106, 107 KEVED SEPARATE & ON MASTER
113B & 127 KEVED ALIKE & ON MASTER